


SMA Fixed Attenuators Commercial Series



Emerson Network Power Connectivity Solutions extends the Johnson line of products with the introduction of a range of SMA Fixed Commercial Attenuators. This range of attenuators is manufactured from non-inductive resistors making it an ideal choice for customers who need to precisely adjust signal levels, in applications that are under 2 watts. These attenuators are currently available in stock in 1, 2, 3, 6 and 10 db, and available in other values on a made to order basis.

The important parameters associated with fixed attenuators include the level of attenuation, the flatness over a specified frequency range, VSWR, power-handling capability, package size, and performance over a given temperature range. The average power limit decreases linearly as temperature increases.


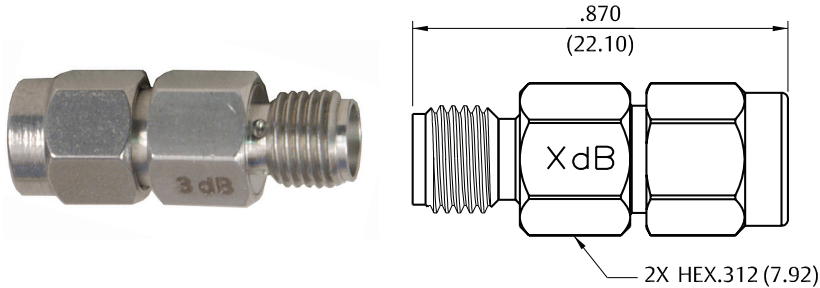
The Johnson line of rugged stainless steel fixed attenuators offers industry leading quality and performance in addition to being competitively priced.

Key Features & Benefits

- SMA connectors per MIL-STD-348A
- Rugged Stainless Steel Construction
- Hex body for torque wrench tightening
- Excellent VSWR and Flatness
- Compact design
- Ideal for automated test applications

ISO 9001:2000





Technical Specifications

Attenuation (dB Normal) *	Frequency Range	Stainless Steel Passivated
1	(0-6 GHz)	141-3901-801
2	(0-6 GHz)	141-3901-802
3	(0-6 GHz)	141-3901-803
6	(0-6 GHz)	141-3901-806
10	(0-6 GHz)	141-3901-810

* Standard values shown. Contact factory for other requirements.
 * Inches (millimeters)

Electrical Specifications

Impedance: 50 Ohms
Frequency Range: 0-6 GHz
Attenuation Values: 1, 2, 3, 6, and 10 dB Nominal*
Attenuation Accuracy:

dB*	0 - 4 GHz	4 - 6 GHz
1-3	±0.3	±0.5
4-6	±0.4	±0.5
7-10	±0.5	±0.5

VSWR Max:

dB*	0 - 2.5 GHz	2.5 - 4 GHz	4 - 6 GHz
1-3	1.15 : 1	1.20 : 1	1.25 : 1
4-6	1.15 : 1	1.20 : 1	1.25 : 1
7-10	1.15 : 1	1.25 : 1	1.30 : 1

Average Input Power: 2 W Max @ +25°C
 Derated Linearly to 0.5W at +125°C

*Other values available, please contact Factory

Environmental Specifications

Temperature Range: -55°C to +125°C
Thermal Shock: MIL-STD-202, Method 107, Condition B except +100°C high temperature)
Shock: MIL-STD-202, Method 213, Condition I
Vibration: MIL-STD-202, Method 204, Condition D

Mechanical Specifications

SMA Connectors: Per MIL-STD-348A

Material Specifications

Connector Body: 303 Stainless Steel per ASTM A582, Passivated per MIL-F-14-72 (EL 300)
Coupling Nut: 303 Stainless Steel per ASTM A582, Passivated per MIL-F-14-72 (EL 300)
Retaining Ring: Beryllium Copper per ASTM B196, Unplated
SMA Plug Gasket: Silicone Rubber per ZZ-R-765
Male Contact: Brass per ASTM B16, Gold Plated per MIL-G-45204 (.00003 min)
Female Contact: Beryllium Copper per ASTM B196, Gold Plated per MIL-G-45204 (.00003 min)
Insulators: PTFE per ASTM D1710
Attenuator Card: Alumina per Mil-I-10, RoHS Compliant Terminals

Competitor Cross Reference

Emerson	Aeroflex/Inmet	Huber+Suhner	XMA
141-3901-801	1AHC-1	6601_SMA-50-2	2082-6346-01
141-3901-802	1AHC-2	6602_SMA-50-2	2082-6346-02
141-3901-803	1AHC-3	6603_SMA-50-2	2082-6346-03
141-3901-806	1AHC-6	6606_SMA-50-2	2082-6346-06
141-3901-810	1AHC-10	6610_SMA-50-2	2082-6346-10

Emerson Network Power.
 The global leader in enabling
 Business-Critical Continuity.

- AC Power Systems
- Embedded Power
- Outside Plant
- Connectivity
- Inbound Power
- Precision Cooling
- DC Power Systems
- Integrated Cabinet Solutions
- Site Monitoring and Services

Emerson Network Power
 Johnson Connectivity Solutions
 299 Johnson Ave. Suite 100
 Waseca, MN 56093

For product information:
www.EmersonNetworkPower.com/Connectivity
 or call 800.247.8256

Emerson Network Power and the Emerson
 Network Power logo are trademarks and
 service marks of Emerson Electric Co.
 ©2009 Emerson Electric Co.